



'Y' - TYPE STRAINER

Series : SI - PN-16

SANT (SI-PN-16) Series 'Y' - Type Strainers are manufactured in a wide variety of required specifications, Temperature / Pressure Rating & different types to meet specific requirement of Straining application in the Water Line, Oil Field, Steam & Gas Line. *etc.*

FEATURES

High Capacity flow through out full size In-let / Out-let connection with large Flow Filtration area to minimize Pressure Drop and screen chocking problems.

The cover is connected to the Body with Nuts & Studs and the filter screen is readily accessible and easily exchangeable.

APPLICATION

These Strainers are used in application for Industrial use and are provided with most modern design and construction, in accordance with the latest requirement of National & International standards. These Strainers are recommended for most types of Industrial Applications, ideal for HVAC & R Systems, Petrochemicals, Textiles, Agriculture, *etc.*

CONSTRUCTION FEATURES

Body available in Cast Bronze / Cast Iron / Cast Carbon Steel / Mild Steel / Stainless Steel with Brass / Bronze / Stainless Steel Filter Screen.

AVAILABLE SIZES

These 'Y' - Type Strainers are available from 12mm upto 65mm in Screwed End Connection and from 20mm upto 800 mm in Flanged End Connection.

QUALITY CONTROL

All the Raw Material used in the construction of these Strainer are produced from highest quality material and subject to stringent quality control. Each and every Strainer is Pressure tested prior to leaving factory.



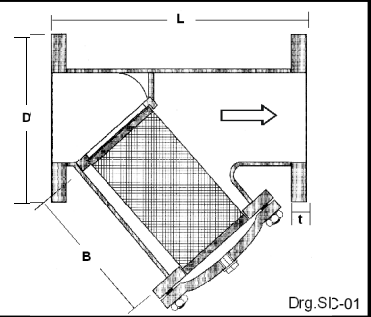
PIC-Y-1



PIC-Y-2



NOMINAL SIZES	(DN) MM	65	80	100	125	150	200	250	300
L	MM	220	240	280	340	395	475	580	660
B	MM	140	150	180	230	275	340	421	480
D	MM	160	180	210	250	275	330	400	450
t	MM	10	10	12	12	14	16	18	20

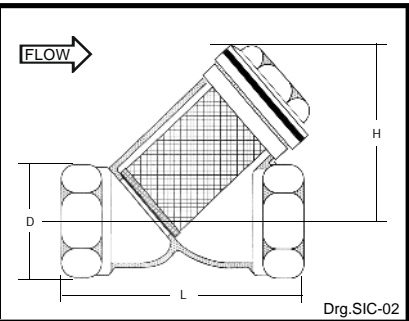


MATERIAL OF CONSTRUCTION

- | | | | |
|---|----------------------------------|---|--|
| 1 | Strainer Body & Cover (Optional) | : | Mild Steel / Stainless Steel. |
| 2 | Connecting Studs / Nuts | : | A - 307, Grade B. |
| 3 | Filter Screen | : | Stainless Steel Perforated Screen Of 3mm Perforation X 24 G. |
| 4 | Body / Cover Gasket | : | Rubber Gasket. |
| 5 | Flanges | : | Drilled As Per BS, ANSI, ASA Standards |
| 6 | Drain Plug | : | Stainless Steel - 410. |

NOTE : DIMENSIONS FOR 'Y' - TYPE STRAINER (DRG. NO : SI/PN-16) ABOVE 300MM ARE ONLY AVAILABLE ON REQUEST.

NOMINAL SIZES	(DN) MM	15	20	25	32	40	50
L	MM	57	75	82	100	108	130
H	MM	40	50	60	68	75	90
D	MM	27	32	40	50	57	72



MATERIAL OF CONSTRUCTION

- | | | | |
|---|--------------------------------|---|--|
| 1 | Strainer Body & Cap (Optional) | : | Cast Carbon Steel / Cast Bronze / Cast Iron. |
| 2 | Filter Screen | : | Stainless Steel Perforated Screen Of 2mm Perforation X 24 G. |
| 3 | Body / Cover Gasket | : | Neuprene. |



SANT INDUSTRIAL CONTROLS PVT. LIMITED.

Engineers, Manufacturers & Traders.

MANUFACTURERS OF INDUSTRIAL VALVES, STRAINERS & BOILERS.

Block 'A'-94/1, Sudarshan Park, Moti Nagar, New Delhi - 110015. INDIA.
 Phone No : ++91-11-25419419 / 25448444, Fax No : ++91-11-25448444,
 E - Mail : info@sant.co.in / sant_industries@hotmail.com, Internet : http://www.sant.co.in.



'Y' - TYPE STRAINER

Series : SI - PN-16-FL

SANT (SI-PN-16-FL) / (SI-BS-4504) Series **'Y' - Type Strainers** are manufactured in a wide variety of required specifications, Temperature / Pressure Rating & different types to meet specific requirement of Straining application in the Water Line, Oil Field, Steam & Gas Line. *etc.*

FEATURES

High Capacity flow through out full size In-let / Out-let connection with large Flow Filtration area to minimize Pressure Drop and screen choking problems.

The cover is connected to the Body with Nuts & Studs and the filter screen is readily accessible and easily exchangeable.

APPLICATION

These Strainers are used in application for Industrial use and are provided with most modern design and construction, in accordance with the latest requirement of National & International standards. These Strainers are recommended for most types of Industrial Applications, ideal for HVAC & R Systems, Petrochemicals, Textiles, Agriculture, *etc.*

CONSTRUCTION FEATURES

Body available in Cast Bronze / Cast Iron / Cast Carbon Steel / Stainless Steel with Brass / Bronze / Stainless Steel Filter Screen.

AVAILABLE SIZES

These series 'Y' - Type Strainers are available from 20mm upto 400mm Flanged End Connection Only.

QUALITY CONTROL

All the Raw Material used in the construction of these Strainer are produced from highest quality material and subject to stringent quality control. Each and every Strainer is Pressure tested prior to leaving factory.



FC-Y-1



FC-Y-2

Dimensions								In MM
NOMINAL SIZE	DN	L	t	L ₁	B	C	D	No. Of Holes Side Flanges
20	MM	130	8	84	20	40	107	4
25	MM	130	8	84	25	40	107	4
32	MM	140	10	85	32	48	110	4
40	MM	170	10	115	40	60	132	4
50	MM	175	10	125	50	66	150	4
65	MM	220	10	140	65	84	160	4

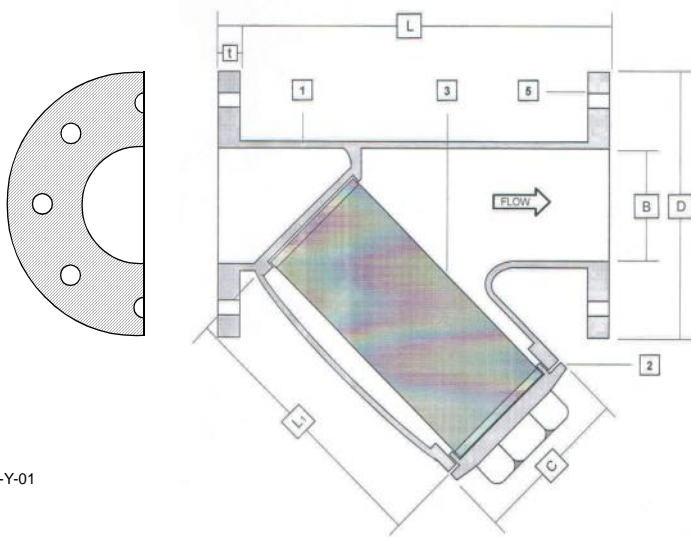
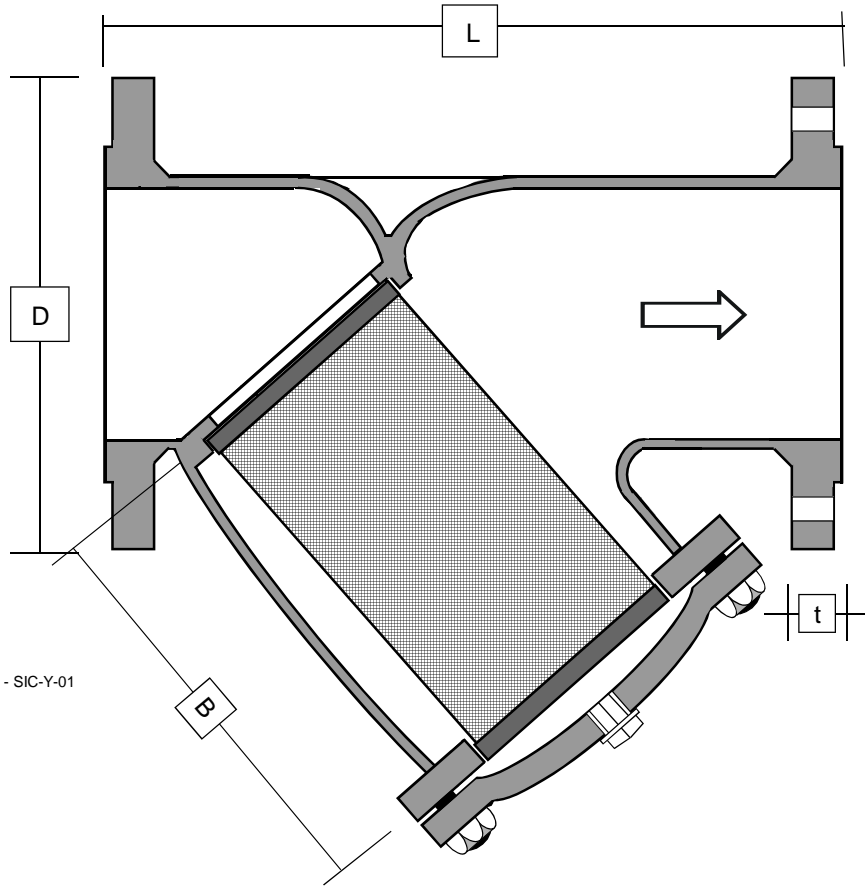


Fig - SIC-Y-01

INSPECTION & TESTING OF 'Y' - TYPE STRAINER AS PER
BS - 6755 PART-1
SHELL = 225 PSIG 16 BAR

Material Of Construction		
1	Strainer Body & Cover (Optional)	: Cast Bronze / Cast Iron / Mild Steel / Cast Carbon Steel.
2	Filter Screen	: Stainless Steel Perforated Screen.
3	Body / Cover Gasket	: Neoprene. (O-Ring)
4	Flanges	: Drilled As Per BS-10, T-D (Option. ANSI, ASA Standards)

Dimensions		In MM								
NOMINAL SIZE	DN	50	65	80	100	125	150	200	250	300
L	MM	180	220	240	260	290	315	405	486	540
B	MM	125	140	150	165	170	200	285	340	395
D	MM	150	160	180	210	250	275	340	405	460
t	MM	18	18	20	20	22	22	24	28	28



INSPECTION & TESTING
OF 'Y' - TYPE STRAINER
AS PER

BS - 6755
PART-1

SHELL = 225 PSIG
16 BAR

Material Of Construction		
1	Strainer Body & Cover (Optional)	: Cast Iron / Cast Carbon Steel.
2	Filter Screen	: Stainless Steel Perforated Screen.
3	Body / Cover Gasket	: Neoprene. (O-Ring)
4	Flanges	: Drilled As Per BS-10, T-D (Option. ANSI, ASA Standards)